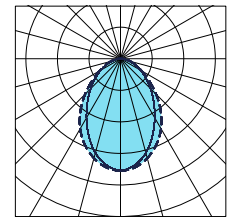
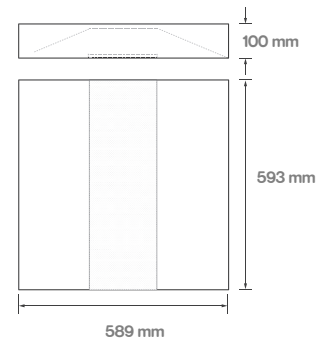



LINDENS RANGE



 **IP44**
 **IK02**
 **L70/B10**
 70,000 hrs

The Lindens range is a premium direct/in-direct 600 x 600 modular luminaire, fitted with a micro prismatic central diffuser to achieve LG7 compliance and supplied with high efficiency flicker-free components giving over 70,000 hours of life.

The Lindens range is available as standard, as a recessed modular suitable for exposed T ceiling grids, or can be adapted for plaster board ceilings, can be surface mounted and suspended. Rated as IP44 from below and IP 20 from above.

The Lindensrange seamlessly integrates with Trojan's standard options, offering choices such as dimmable functionality and emergency configurations. Additionally, these luminaires can be seamlessly integrated into our intelligent lighting systems through wireless options, ushering in a new era of versatile illumination solutions.

| Part code | Power W | Output lm | Efficacy lm/W | CCT K | CRI | Weight kg |
|---------------|------------|--------------|------------------|-------------|-----|--------------|
| TLLIN/3500/3K | 31 | 3397 | 108 | 3000 | 80 | 3.9 |
| TLLIN/3500/4K | 31 | 3574 | 114 | 4000 | 80 | 3.9 |
| TLLIN/5000/3K | 46 | 4851 | 105 | 3000 | 80 | 3.9 |
| TLLIN/5000/4K | 46 | 5106 | 111 | 4000 | 80 | 3.9 |
| TLLIN/4000/TW | 51 | 3875 | 75 | 3000 - 6000 | 80 | 3.9 |

DD = DALI Dimmable

SD = SwitchDim

MD = Mymesh Dim

CD = Casambi Dim

E = Emergency

ST = Self Test Emergency

ME = Mymesh Emergency

SL** = Slave

SUS = Suspended version

SF = Surface version

PB - Plaster board version