

TROJAN

INTELLIGENT LIGHTING SOLUTIONS


ROTHSAY 48



Thanks to its variability and flexibility, the ROTHSAY 48V series the low-voltage track system a convenient solution for lighting designers. Tool-free magnetic mounting of spotlights, pendants, and linear inserts allows for new combinations. Various installation options that offered to ensure the light and aesthetics, which can be more flexible and perfectly matched. The direct/indirect variant provides additional homogeneous illumination for space. The fixtures can connect through connector elements, which allows various creative ceiling patterns.



ROTHSAY 48V



BNT Surface Mounted / Pendant

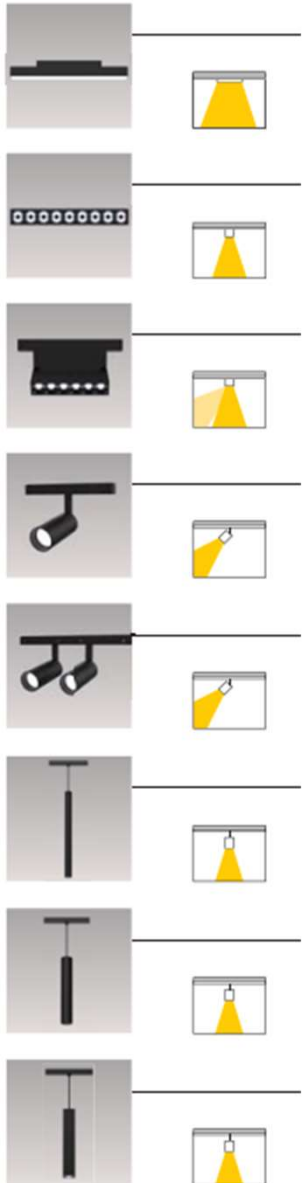


BNR Recessed Trimless



BNW Surface Mounted

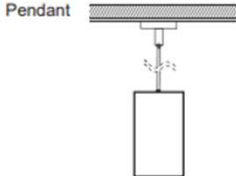
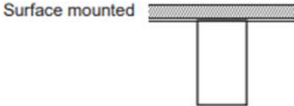

ROTHSAY 48V



| LED Consumption | Lumen |
|-----------------|--------------|
| 6W | 600 (lm) |
| 10W | 1000 (lm) |
| 20W | 1800 (lm) |
| 30W | 2700 (lm) |
| 6W | 266 (lm) |
| 12W | 591 (lm) |
| 18W | 857 (lm) |
| 5W | 266 (lm) |
| 10W | 591 (lm) |
| 7W | 656 (lm) |
| 13W | 1183 (lm) |
| 7WX2 | 656 (lm) X2 |
| 13WX2 | 1183 (lm) X2 |
| 7W | 656 (lm) |
| 7W | 656 (lm) |
| 13W | 1332 (lm) |
| 7W | 656 (lm) |
| 13W | 1332 (lm) |

ROTHSAY 48V

Linear connecting system, can be recessed (trimless), Surface Mounted or pendant. Suitable for all kinds of interior environment. The led modules are designed with simple linear style, each series perform its own function, making lighting design easier than ever.



ROTHSAY 48V



ROTHSAY 48V

Surface Mounted / Pendant system



With the ingenious mechanics, the ROTHSAÏ 48V brings a new picture to display lighting solutions for both Pendant & Surface systems. The system can add different kind of lighting module you want offering a harmonious expert experience.

Quickinfo

GENERAL

Surface Mounted / Pendant

ELECTRICAL

NON DIM, 0-10V (FOR U.S.)

NON DIM, 0-10V Dali (FOR EU)

PHYSICAL

Aluminium

Spray powder

Max wattage linkable per loop for 48V, 192W, class 2 driver. (FOR U.S.)

Max wattage linkable per loop for 48V, 300W. (FOR EU)

Panel



Spot



Fixed



Pendant

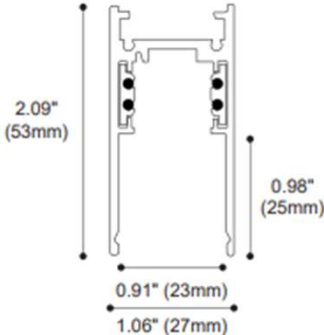



Adjustable



ROTHSAY 48V

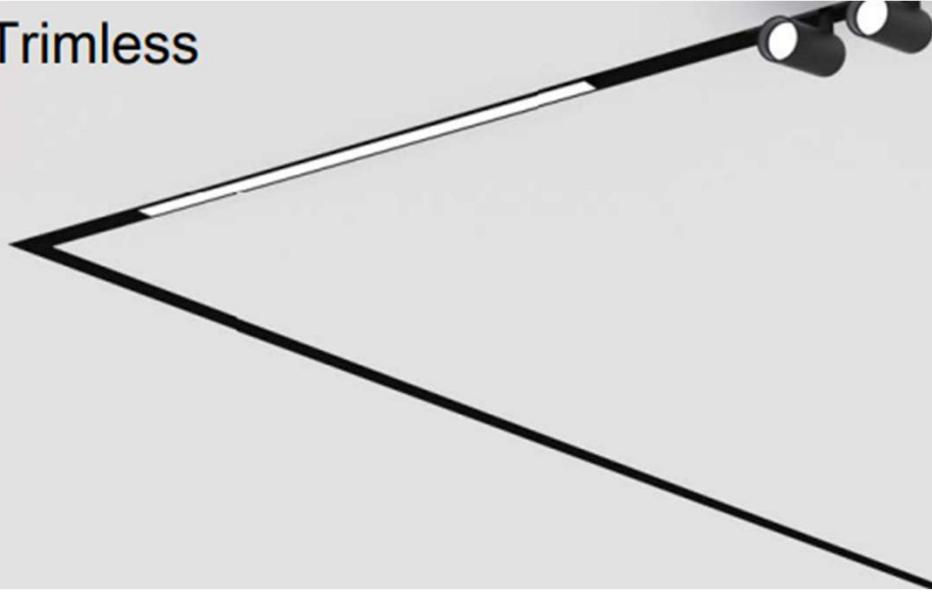
Colour Black ■ White □



| | L (mm) | TYPE |
|------------|------------------------|-----------------------|
| RTH -21-10 | 39.37" (1000mm) | Channel |
| RTH-21-15 | 59.06" (1500mm) | Channel |
| RTH-21-20 | 78.74" (2000mm) | Channel |
| RTH-21-30 | 118.11" (3000mm) | Channel |
| RTH -22 | 3.94x3.94" (100x100mm) | Channel corner • V90° |
| RTH-24 | 3.94x3.94" (100x100mm) | Channel corner • E90° |

ROTHSAY 48V

Recessed Trimless system



Owing to its flexibility, the ROTHSAÏ 48V Recessed Trimless system and goal for recessed is to add not only visibility but also interest and ambiance to your environment. Combine recessed lights with a variety of other types to make rooms feel balanced and inviting.

Quickinfo

GENERAL

Surface Mounted / Pendant

ELECTRICAL

NON DIM, 0-10V (FOR U.S.)

NON DIM, 0-10V Dali (FOR EU)

PHYSICAL

Aluminium

Spray powder

Max wattage linkable per loop for 48V, 192W, class 2 driver. (FOR U.S.)

Max wattage linkable per loop for 48V, 300W. (FOR EU)

Panel



Spot



Fixed



Pendant

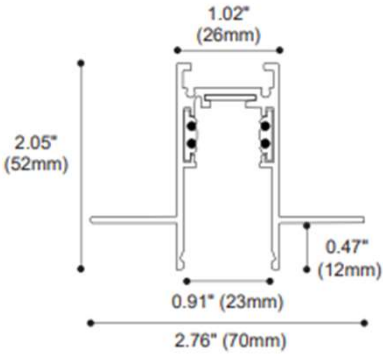

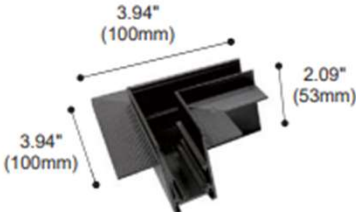


Adjustable



ROTHSAY 48V

Colour Black ■ White □



| | L (mm) | TYPE |
|--------------|------------------------|-----------------------|
| RTH TL-21-10 | 39.37" (1000mm) | Channel |
| RTH-TL-21-15 | 59.06" (1500mm) | Channel |
| RTH-TL21-20 | 78.74" (2000mm) | Channel |
| RTH-TL21-30 | 118.11" (3000mm) | Channel |
| RTH -TL22 | 3.94x3.94" (100x100mm) | Channel corner • V90° |
| RTH-TL24 | 3.94x3.94" (100x100mm) | Channel corner • E90° |

ROTHSAY 48V

Surface Mounted system



Owing to its variability and flexibility, the ROTHSAÏ 48V Surface mounted system has been a staple piece of design for decades. The immense strength lies in its flexibility, since it can be installed almost in any space without dramatically altering the ceiling and is available in multiple shapes and sizes.

Quickinfo

GENERAL

Surface Mounted / Pendant

ELECTRICAL

NON DIM, 0-10V (FOR U.S.)

NON DIM, 0-10V Dali (FOR EU)

Max wattage linkable per loop for 48V, 192W, class 2 driver. (FOR U.S.)

Max wattage linkable per loop for 48V, 300W. (FOR EU)

PHYSICAL

Aluminium

Spray powder

Panel



Spot



Fixed



Pendant


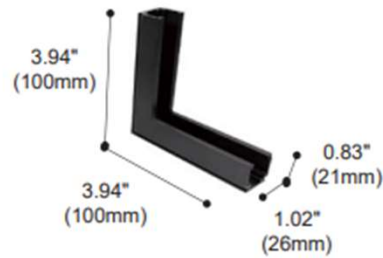
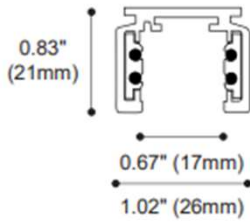



Adjustable



ROTHSAY 48V

Colour Black ■ White □

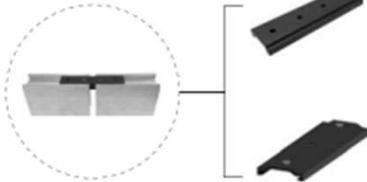


| | L (mm) | TYPE |
|-------------|------------------------|----------------------|
| RTH S-21-10 | 39.37" (1000mm) | Channel |
| RTH-S-21-15 | 59.06" (1500mm) | Channel |
| RTH-S-21-20 | 78.74" (2000mm) | Channel |
| RTH-S-21-30 | 118.11" (3000mm) | Channel |
| RTH -S22 | 3.94x3.94" (100x100mm) | Channel corner* V90° |
| RTH-S24 | 3.94x3.94" (100x100mm) | Channel corner* E90° |

ROTHSAY 48V

Colour Black ■ White □

ACCESSORIES



TYPE

Power joint

TYPE

Circuit joint

TYPE

L Circuit joint

TYPE

I Circuit joint

TYPE

Surface mounted &
Pendant reinforced plate
(for BNT/BNR)

TYPE

Surface mounted reinforced plate
(for BNW)

TYPE

End cap
(for BNT/BNR)

TYPE

End cap
(for BNW)

CEILING FASTENER / CABLE SUSPENSION


**Pendant Kit for power
connection (without power cord)**

ROTHSAY 48V



ROTHSAY 48V

Panel



| | | |
|-----------------|-----------------|---------------|
| Article number | 2117.438A | |
| LED Consumption | 6W | 24pcs(12S 2P) |
| Voltage | 48 VDC | |
| Lumen | 600 (lm) | |
| Beam Angle | 120° | |
| CCT | 3000K | |
| CRI | 90+ | |
| Colour | Black ■ White □ | |



Dimmable


0-10V

(FOR U.S.)

0-10V



(FOR EU)



| | | |
|-----------------|-----------------|---------------|
| Article number | 2117.438B | |
| LED Consumption | 10W | 48pcs(12S 4P) |
| Voltage | 48 VDC | |
| Lumen | 1000 (lm) | |
| Beam Angle | 120° | |
| CCT | 3000K | |
| CRI | 90+ | |
| Colour | Black ■ White □ | |



Dimmable

0-10V

(FOR U.S.)

0-10V



(FOR EU)

ROTHSAY 48V

TRIM MODELS DIMENSIONS



| | | |
|-----------------|------------------|---------------|
| Article number | 2117.438C | |
| LED Consumption | 20W | 96pcs(12S 7P) |
| Voltage | 48 VDC | |
| Lumen | 1800 (lm) | |
| Beam Angle | 120° | |
| CCT | 3000K | |
| CRI | 90+ | |
| Colour | Black ■ White □ | |



Dimmable

0-10V

(FOR U.S.)

0-10V



(FOR EU)



| | | |
|-----------------|------------------|-----------------|
| Article number | 2117.438D | |
| LED Consumption | 30W | 144pcs(12S 10P) |
| Voltage | 48 VDC | |
| Lumen | 2700 (lm) | |
| Beam Angle | 120° | |
| CCT | 3000K | |
| CRI | 90+ | |
| Colour | Black ■ White □ | |



Dimmable

0-10V

(FOR U.S.)

0-10V

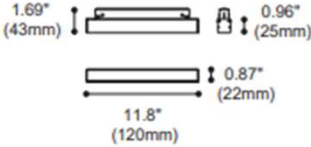


(FOR EU)

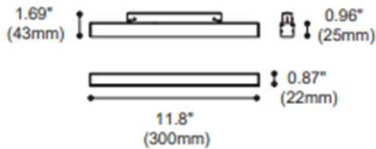
ROTHSAY 48V

TRIM MODELS DIMENSIONS

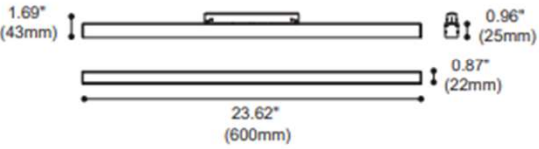
2117.438A



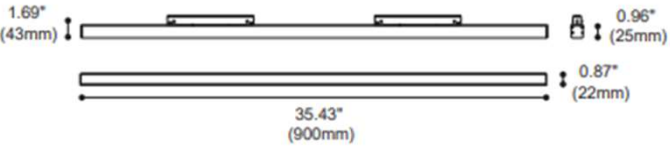
2117.438B



2117.438C



2117.438D




ROTHSAY 48V



ROTHSAY 48V

Fixed




| | | |
|-----------------|-------------------|-------------|
| Article number | 2117.439-6 | |
| LED Consumption | 6W | 6pcs(3S 2P) |
| Voltage | 48 VDC | |
| Lumen | 266 (lm) | |
| Beam Angle | 24°/36° (Lens) | |
| CCT | 3000K | |
| CRI | 90+ | |
| Colour | Black ■ White □ | |



Dimmable

0-10V (FOR U.S.)

0-10V  (FOR EU)



| | | |
|-----------------|--------------------|--------------|
| Article number | 2117.439-12 | |
| LED Consumption | 12W | 12pcs(3S 3P) |
| Voltage | 48 VDC | |
| Lumen | 591 (lm) | |
| Beam Angle | 24°/36° (Lens) | |
| CCT | 3000K | |
| CRI | 90+ | |
| Colour | Black ■ White □ | |



Dimmable

0-10V (FOR U.S.)

0-10V  (FOR EU)



| | | |
|-----------------|--------------------|--------------|
| Article number | 2117.439-18 | |
| LED Consumption | 18W | 18pcs(6S 3P) |
| Voltage | 48 VDC | |
| Lumen | 857 (lm) | |
| Beam Angle | 24°/36° (Lens) | |
| CCT | 3000K | |
| CRI | 90+ | |
| Colour | Black ■ White □ | |



Dimmable

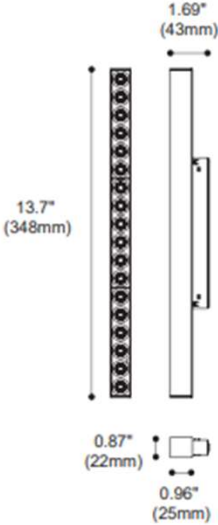
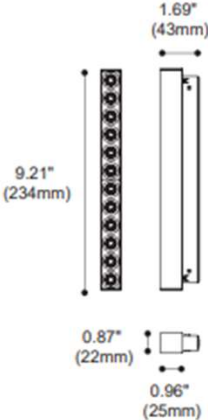
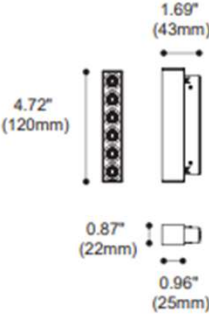
0-10V (FOR U.S.)

0-10V  (FOR EU)

ROTHSAY 48V

TRIM MODELS DIMENSIONS

| 2117.439-6 | 2117.439-12 | 2117.439-18 |
|------------|-------------|-------------|
|------------|-------------|-------------|



ROTHSAY 48V

Adjustable



| | | |
|-----------------|-----------------|------|
| Article number | 2117.441-6 | |
| LED Consumption | 5W | 6pcs |
| Voltage | 48 VDC | |
| Lumen | 266 (lm) | |
| Beam Angle | 24°/36° (Lens) | |
| CCT | 3000K | |
| CRI | 90+ | |
| Colour | Black ■ White □ | |




Dimmable



(FOR U.S.)



(FOR EU)



| | | |
|-----------------|-----------------|-------|
| Article number | 2117.441-12 | |
| LED Consumption | 10W | 12pcs |
| Voltage | 48 VDC | |
| Lumen | 591 (lm) | |
| Beam Angle | 24°/36° (Lens) | |
| CCT | 3000K | |
| CRI | 90+ | |
| Colour | Black ■ White □ | |



Dimmable



(FOR U.S.)

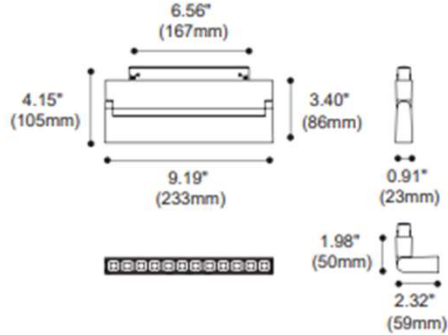
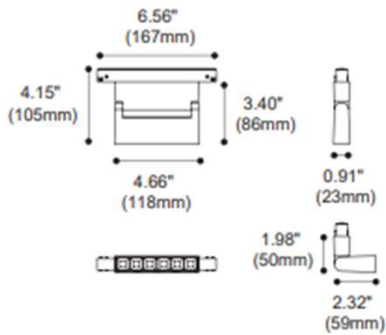


(FOR EU)

ROTHSAY 48V

TRIM MODELS DIMENSIONS

| 2117.441-6 | 2117.441-12 |
|------------|-------------|
|------------|-------------|



ROTHSAY 48V

Spot



| | |
|-----------------|------------------------|
| Article number | 2117.442 |
| LED Consumption | 7W |
| Voltage | 48 VDC |
| Lumen | 656 (lm) |
| Beam Angle | 15°/24°/36°/50° (Lens) |
| CCT | 3000K |
| CRI | 90+ |
| Colour | Black ■ White □ |



Dimmable

0-10V (FOR U.S.)

0-10V  (FOR EU)

Accessories



ACSN-11
Long baffle

ACSG-9
Striped glass

ACWG-10
Wove glass

ACDS-8
Diffusion sheet

ACHO-13
Honeycomb
louver



| | |
|-----------------|------------------------|
| Article number | 2117.444 |
| LED Consumption | 13W |
| Voltage | 48 VDC |
| Lumen | 1183 (lm) |
| Beam Angle | 15°/24°/36°/50° (Lens) |
| CCT | 3000K |
| CRI | 90+ |
| Colour | Black ■ White □ |



Dimmable

0-10V (FOR U.S.)

0-10V  (FOR EU)

Accessories



ACSN-12
Long baffle

ACSG-10
Striped glass

ACWG-11
Wove glass

ACDS-9
Diffusion sheet

ACHO-14
Honeycomb
louver

ROTHSAY 48V



| | |
|-----------------|------------------------|
| Article number | 2117.443 |
| LED Consumption | 7Wx2 |
| Voltage | 48 VDC |
| Lumen | 656 (lm)x2 |
| Beam Angle | 15°/24°/36°/50° (Lens) |
| CCT | 3000K |
| CRI | 90+ |
| Colour | Black ■ White □ |



Dimmable

0-10V (FOR U.S.)

0-10V  (FOR EU)

Accessories



ACSN-11
Long baffle




ACSG-9
Striped glass



ACWG-10
Wave glass



ACDS-8
Diffusion sheet



ACHO-13
Honeycomb
louwer



| | |
|-----------------|------------------------|
| Article number | 2117.445 |
| LED Consumption | 13Wx2 |
| Voltage | 48 VDC |
| Lumen | 1183 (lm)x2 |
| Beam Angle | 15°/24°/36°/50° (Lens) |
| CCT | 3000K |
| CRI | 90+ |
| Colour | Black ■ White □ |



Dimmable

0-10V (FOR U.S.)

0-10V  (FOR EU)

Accessories



ACSN-12
Long baffle




ACSG-10
Striped glass



ACWG-11
Wave glass



ACDS-9
Diffusion sheet

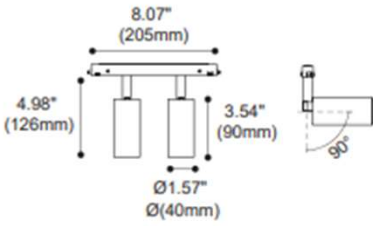
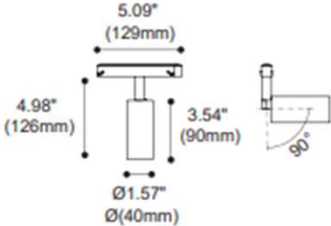


ACHO-14
Honeycomb
louwer

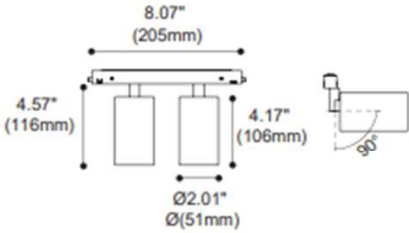
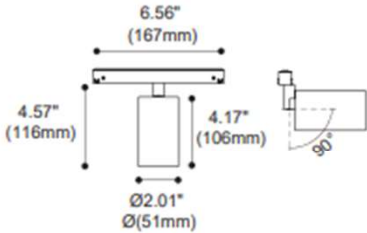
ROTHSAY 48V

TRIM MODELS DIMENSIONS

| | |
|-----------------|-----------------|
| 2117.442 | 2117.443 |
|-----------------|-----------------|



| | |
|-----------------|-----------------|
| 2117.444 | 2117.445 |
|-----------------|-----------------|



ROTHSAY 48V



ROTHSAY 48V

Pendant



| | |
|-----------------|------------------------|
| Article number | 2117.503 |
| LED Consumption | 7W |
| Voltage | 48 VDC |
| Lumen | 656 (lm) |
| Beam Angle | 15°/24°/36°/50° (Lens) |
| CCT | 3000K |
| CRI | 90+ |
| Colour | Black ■ White □ |



Dimmable

0-10V (FOR U.S.)

0-10V  (FOR EU)



| | | |
|-----------------|------------------------|------------------------|
| Article number | 2117.448 | 2117.466 |
| LED Consumption | 7W | 13W |
| Voltage | 48 VDC | 48 VDC |
| Lumen | 656 (lm) | 1332 (lm) |
| Beam Angle | 15°/24°/36°/50° (Lens) | 15°/24°/36°/50° (Lens) |
| CCT | 3000K | 3000K |
| CRI | 90+ | 90+ |
| Colour | Black ■ White □ | Black ■ White □ |



Dimmable

0-10V (FOR U.S.)

0-10V  (FOR EU)



| | | |
|-----------------|------------------------|------------------------|
| Article number | 2117.449 | 2117.467 |
| LED Consumption | 7W | 13W |
| Voltage | 48 VDC | 48 VDC |
| Lumen | 656 (lm) | 1332 (lm) |
| Beam Angle | 15°/24°/36°/50° (Lens) | 15°/24°/36°/50° (Lens) |
| CCT | 3000K | 3000K |
| CRI | 90+ | 90+ |
| Colour | Black ■ White □ | Black ■ White □ |



Dimmable

0-10V (FOR U.S.)

0-10V  (FOR EU)

ROTHSAY 48V

TRIM MODELS DIMENSIONS

| | | |
|-----------------|------------------------------------|------------------------------------|
| 2117.503 | 2117.448 2117.466 | 2117.449 2117.467 |
|-----------------|------------------------------------|------------------------------------|

