

TROJAN

INTELLIGENT LIGHTING SOLUTIONS

HENLEY



HENLEY

Material: Aluminum forging heatsink with anodized black finish, plastic baffle with liquid coating or plating finish, aluminum die casting trim with powder coating finish.



Shape



Round
130

Round
170

Mountings



Recessed
Trim


Recessed
Trimless

Light distributions



Adjustable

HENLEY



Color available - A / C / D

- Black
- White

- B**
- Black
 - White
 - Piano black
 - Chrome



HENLEY



Different sizes of the snout to provide different functions.

Henley

Trim Round 26W



LED Consumption	26W
Current	700 (mA)
Lumen	2670 (lm)
Beam Angle	12°/24°/35°
CCT	3000K
CRI	90+



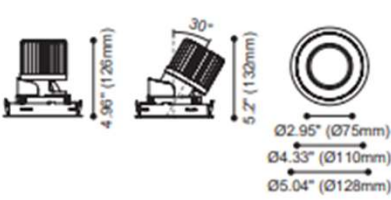
LED Consumption	26W
Current	700 (mA)
Lumen	2670 (lm)
Beam Angle	12°/24°/35°
CCT	3000K
CRI	90+



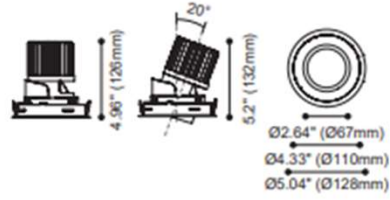
LED Consumption	26W
Current	700 (mA)
Lumen	2670 (lm)
Beam Angle	12°/24°/35°
CCT	3000K
CRI	90+




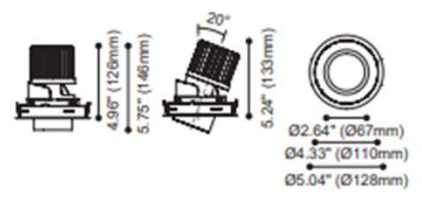
Dimmable




Dimmable




Dimmable



Accessories




SG10-1 Woven glass
H13-1 Honeycomb louver



Accessories



SG10-1 Woven glass
H13-1 Honeycomb louver



Accessories



SG10-1 Woven glass
H13-1 Honeycomb louver

Henley

Trimless Round 26W



LED Consumption	26W
Current	700 (mA)
Lumen	2670 (lm)
Beam Angle	12°/24°/35°
CCT	3000K
CRI	90+



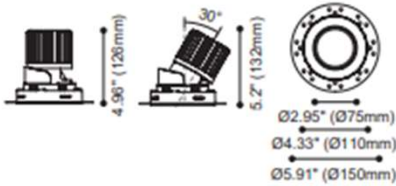
LED Consumption	26W
Current	700 (mA)
Lumen	2670 (lm)
Beam Angle	12°/24°/35°
CCT	3000K
CRI	90+



LED Consumption	26W
Current	700 (mA)
Lumen	2670 (lm)
Beam Angle	12°/24°/35°
CCT	3000K
CRI	90+



Dimmable



h (m)	D (m)	E (lx)
35°		
1.0	0.67	3501
2.0	1.34	875
3.0	2.02	388
4.0	2.69	218
5.0	3.37	140

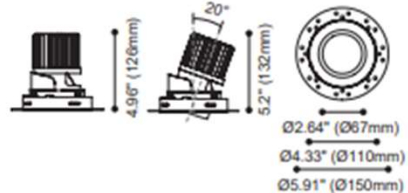
Accessories



SG10-1 Woven glass H13-1 Honeycomb louver



Dimmable



h (m)	D (m)	E (lx)
35°		
1.0	0.59	3584
2.0	1.19	895
3.0	1.79	398
4.0	2.39	224
5.0	2.99	143

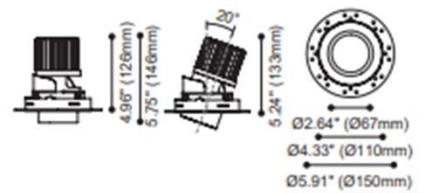
Accessories



SG10-1 Woven glass H13-1 Honeycomb louver



Dimmable



h (m)	D (m)	E (lx)
35°		
1.0	0.57	3575
2.0	1.15	893
3.0	1.72	397
4.0	2.30	223
5.0	2.87	143

Accessories



SG10-1 Woven glass H13-1 Honeycomb louver

Henley

Trim Round 40w



LED Consumption	40W
Current	1050 (mA)
Lumen	4058 (lm)
Beam Angle	15°/24°/38°/55°
CCT	3000K
CRI	90+



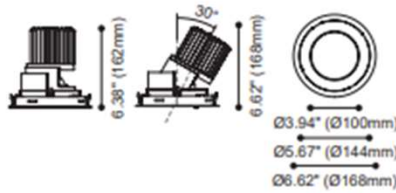
LED Consumption	40W
Current	1050 (mA)
Lumen	4058 (lm)
Beam Angle	15°/24°/35°/55°
CCT	3000K
CRI	90+



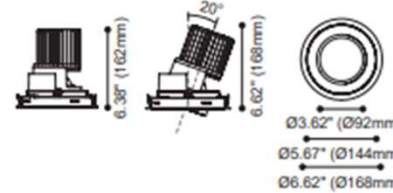
LED Consumption	40W
Current	1050 (mA)
Lumen	4058 (lm)
Beam Angle	15°/24°/35°/50°
CCT	3000K
CRI	90+



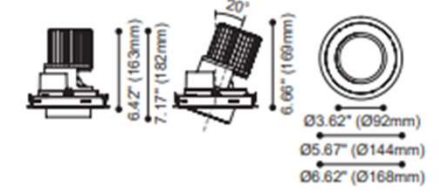
Dimmable



Dimmable



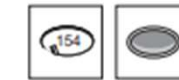
Dimmable



h(m)	D(m)	E(lx)
	38°	
1.0	0.64	5209
2.0	1.29	1302
3.0	1.94	578
4.0	2.58	325
5.0	3.23	208



h(m)	D(m)	E(lx)
	35°	
1.0	0.63	6241
2.0	1.26	1560
3.0	1.90	693
4.0	2.53	390
5.0	3.17	249




h(m)	D(m)	E(lx)
	35°	
1.0	0.62	6259
2.0	1.24	1565
3.0	1.86	695
4.0	2.48	391
5.0	3.10	250

Accessories



SG10-2 Woven glass
H13-2 Honeycomb louvers

Accessories



SG10-2 Woven glass
H13-2 Honeycomb louvers

Accessories



SG10-2 Woven glass
H13-2 Honeycomb louvers

Henley

Trimless Round 40w



LED Consumption	40W
Current	1050 (mA)
Lumen	4058 (lm)
Beam Angle	15°/24°/38°/55°
CCT	3000K
CRI	90+



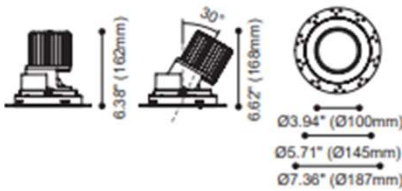
LED Consumption	40W
Current	1050 (mA)
Lumen	4058 (lm)
Beam Angle	15°/24°/35°/55°
CCT	3000K
CRI	90+



LED Consumption	40W
Current	1050 (mA)
Lumen	4058 (lm)
Beam Angle	15°/24°/35°/50°
CCT	3000K
CRI	90+




Dimmable



h (m)	D (m)	E (lx)
38°		
1.0	0.64	5209
2.0	1.29	1302
3.0	1.94	578
4.0	2.58	325
5.0	3.23	208

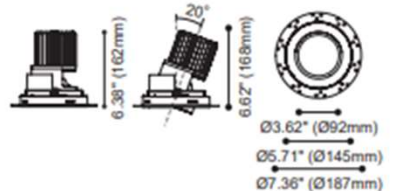
Accessories



SG10-2 Woven glass
H13-2 Honeycomb louver



Dimmable



h (m)	D (m)	E (lx)
35°		
1.0	0.63	6241
2.0	1.26	1560
3.0	1.90	693
4.0	2.53	390
5.0	3.17	249

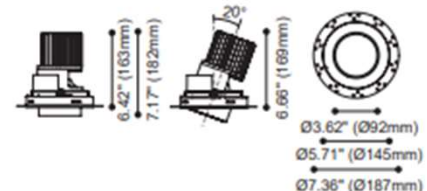
Accessories



SG10-2 Woven glass
H13-2 Honeycomb louver



Dimmable



h (m)	D (m)	E (lx)
35°		
1.0	0.62	6259
2.0	1.24	1565
3.0	1.86	695
4.0	2.48	391
5.0	3.10	250

Accessories



SG10-2 Woven glass
H13-2 Honeycomb louver