

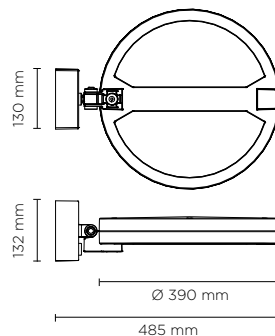






101202

CITY WALL 24+24

Round wall mounted luminaire for outdoor installation, with downward asymmetric light distribution. Phospho-chromatised and polyester powder coated die-cast copper-free aluminium body, tempered safety glass, moulded silicone gasket and stainless steel screws. Built-in LED driver/s, with 48 CREE XP-G3 LED. IP66 rating.



light source	light beam options	lumen output (lm)	lumin. efficacy (lm/w)
3000°K warm-white			
high-power led	 Cycle route pedestrian	6.192	96.00
high-power led	 Street	6.192	96.00

Finish color options:

-  Textured Grey
RAL 9006
-  Anthracite Grey
RAL 7016
-  Matt Black
(on request)

Technical features



Available on request



Technical data

Wattage	72 WATT
IP Rating	IP66
IK Rating	IK09
Material	High corrosion resistance die-cast copper-free aluminum body
Coating	Polyester powder coating with phosphocromating pre-finish
Light source	NR. 48 x 1.5W CREE "XP-G3" LED
Screws	Stainless steel
Transformer	Electronic power supply 220/240V 50/60Hz built-in
Gasket	Silicone rubber
Glass	Tempered
Power cable	3 mt. neoprene power cable included
Gross weight	6,50 Kg

