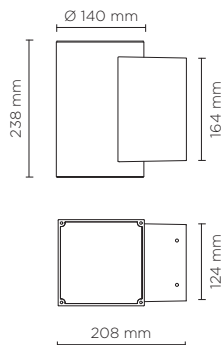










401006

TECH MEDIUM 02 SQUARE

Square up&down luminaire for outdoor installation on a façade/wall. Phospho-chromatised and polyester powder coated die-cast copper-free aluminium body, tempered safety glass, moulded silicone gasket and stainless steel screws. Built-in LED driver 220-240V 50-60Hz, with 2 x 5 CREE XP-G3 LED. IP65 rating.



light source	light beam options		lumen output (lm)	lumin. efficacy (lm/w)
3000°K warm-white				
high-power led		10°	2 x 720	90.00
high-power led		30°	2 x 684	85.50
high-power led		45°	2 x 650	81.25
4000°K neutral-white				
high-power led		10°	2 x 750	93.75
high-power led		30°	2 x 713	89.13
high-power led		45°	2 x 677	84.63
2700°K CCT available on request				

Finish color options:

 Textured Grey
RAL 9006

 Anthracite Grey
RAL 7016

 Matt Black
(on request)

Technical features

IP 65

IK 09

CE

5
YEARS



Technical data

Wattage	2 x 8 WATT
IP Rating	IP65
IK Rating	IK09
Material	High corrosion resistance die-cast copper-free aluminum body
Coating	Polyester powder coating with phosphochromating pre-finish
Light source	NR. 5 x 1.5W CREE "XP-G3" LED up and down.
Screws	Stainless steel
Transformer	Electronic power supply 220/240V 50/60Hz built-in
Gasket	Silicone rubber
Rubber grommet	M20 Rutaseal® in EPDM
Glass	Tempered
Gross weight	3,00 Kg